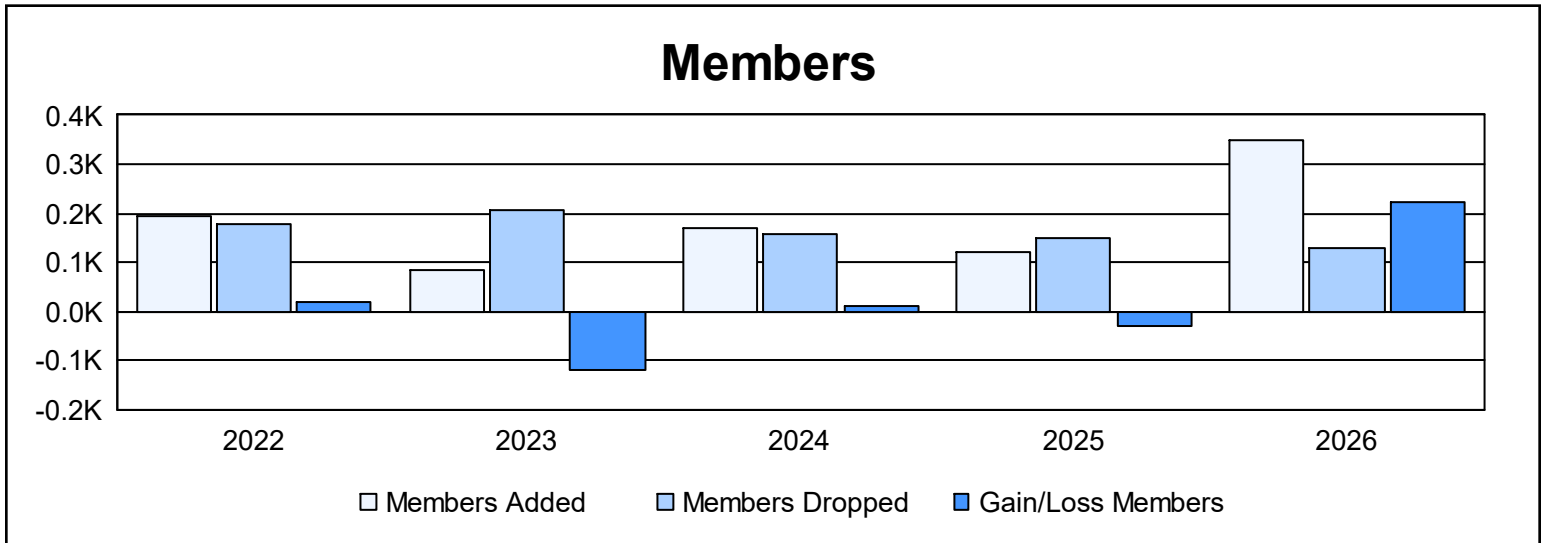
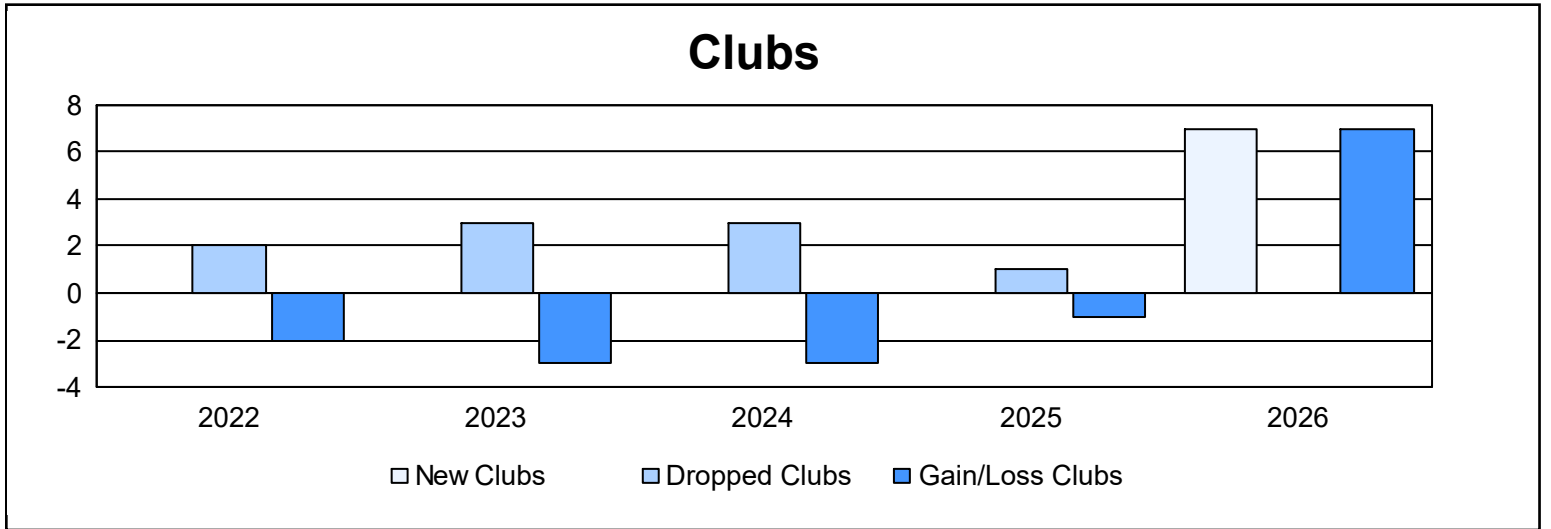
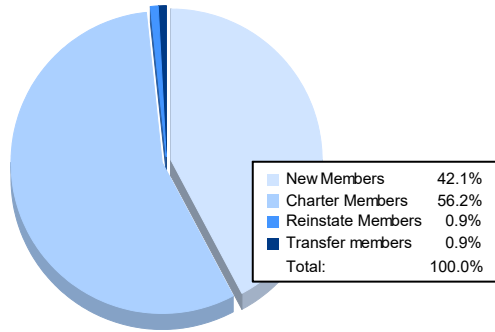


| Year | New Clubs | Dropped Clubs | Gain/ Loss Clubs | New Members | Charter Members | Reinstate Members | Transfer Members | Total Member Added | Total Members Dropped | Gain/ Loss Members |
|----------------|-----------|---------------|------------------|-------------|-----------------|-------------------|------------------|--------------------|-----------------------|--------------------|
| 2021-2022 | 0 | 2 | -2 | 145 | 7 | 42 | 1 | 195 | 176 | 19 |
| 2022-2023 | 0 | 3 | -3 | 72 | 0 | 7 | 6 | 85 | 205 | -120 |
| 2023-2024 | 0 | 3 | -3 | 133 | 4 | 26 | 8 | 171 | 159 | 12 |
| 2024-2025 | 0 | 1 | -1 | 101 | 0 | 17 | 2 | 120 | 151 | -31 |
| 2025-2026 | 7 | 0 | 7 | 147 | 196 | 3 | 3 | 349 | 128 | 221 |
| Average | 1 | 2 | 0 | 120 | 41 | 19 | 4 | 184 | 164 | 20 |



Membership Composition April 2026 Cumulative



Gender Composition April 2026 Cumulative

